



# TAI-SAW TECHNOLOGY CO., LTD.

No. 3, Industrial 2nd Rd., Ping-Chen Industrial District,  
Taoyuan, 324, Taiwan, R.O.C.

TEL: 886-3-4690038 FAX: 886-3-4697532

E-mail: [tstsales@mail.taisaw.com](mailto:tstsales@mail.taisaw.com) Web: [www.taisaw.com](http://www.taisaw.com)

## Product Specifications Approval Sheet

Product Description: SAW Filter 1575 MHz SMD 3.0X3.0 mm (BW=8MHz)

TST Part No.: TA1190A

Customer Part No.: \_\_\_\_\_

Customer signature required
Company: _____
Division: _____
Approved by : _____
Date: _____

Checked by: \_\_\_\_\_ Bob Chau *Bob Chau*

Approved by: \_\_\_\_\_ Francis Chen *Francis Chen*

Date: \_\_\_\_\_ 3, 18, 2009

1. Customer signed back is required before TST can proceed with sample build and receive orders.
2. Orders received without customer signed back will be regarded as agreement on the specifications.
3. Any specifications changes must be approved upon by both parties and a new revision of specifications shall be released to reflect the changes.



# TAI-SAW TECHNOLOGY CO., LTD.

No. 3, Industrial 2nd Rd., Ping-Chen Industrial District,  
Taoyuan, 324, Taiwan, R.O.C.

TEL: 886-3-4690038 FAX: 886-3-4697532

E-mail: [tstsales@mail.taisaw.com](mailto:tstsales@mail.taisaw.com) Web: [www.taisaw.com](http://www.taisaw.com)

## SAW Filter 1575 MHz

MODEL NO.:TA1190A

REV. NO.:1

### A. MAXIMUM RATING:

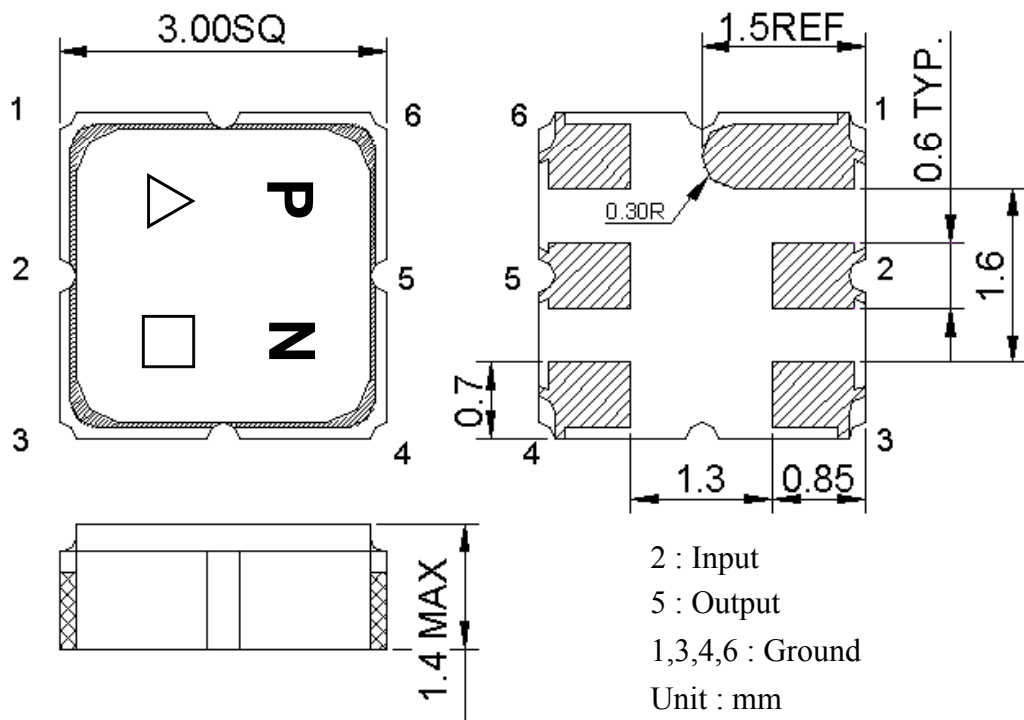
1. Input Power Level: 10 dBm
2. DC Voltage : 3V
3. Operating Temperature: -40°C to +95°C
4. Storage Temperature: -50°C to +100°C

RoHS Compliant  
Lead free  
Lead-free soldering

### B. ELECTRICAL CHARACTERISTICS:

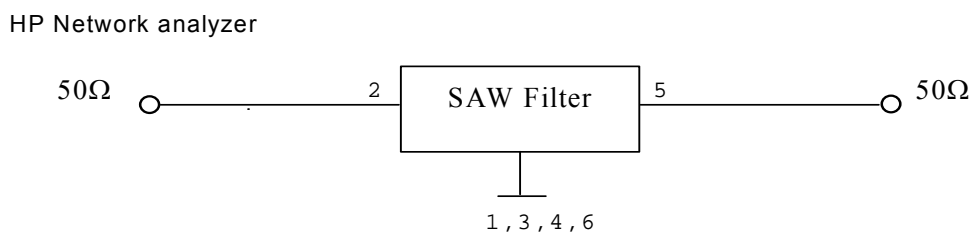
Item	Unit	Min.	Typ.	Max.	Note
<b>Center Frequency</b> <b>Fc</b>	MHz	-	1575	-	-
<b>Insertion Loss</b> (1571~1579 MHz) <b>IL</b>	dB	-	3.4	4.2	-
<b>Amplitude Ripple</b> (1571~1579 MHz)	dB	-	0.5	1.5	-
<b>VSWR</b> (1571~1579 MHz)		-	1.5	2.5	-
<b>Attenuation</b> (Reference level from 0 dB)					
D.C ~ 1475 MHz	dB	40	44	-	-
1475 ~ 1535 MHz	dB	35	44	-	-
1615 ~ 1675 MHz	dB	25	44	-	-
1675 ~ 2200 MHz	dB	40	43	-	-
2200 ~ 3000 MHz	dB	25	42	-	-
<b>Temperature Coefficient of Frequency</b>	ppm/°C	-	-36	-	-

**C.OUTLINE DRAWING:**

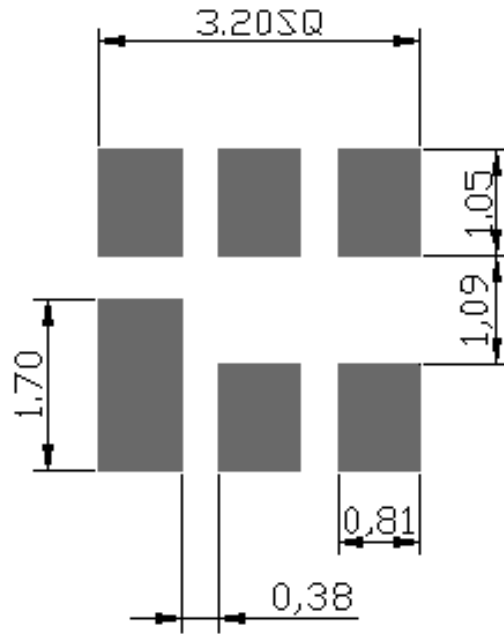


△ : Year Code (2006->6, ..., 2009->9)  
 □ : Date Code (W01->A,W02->B,...W27->a,...,W52->z)

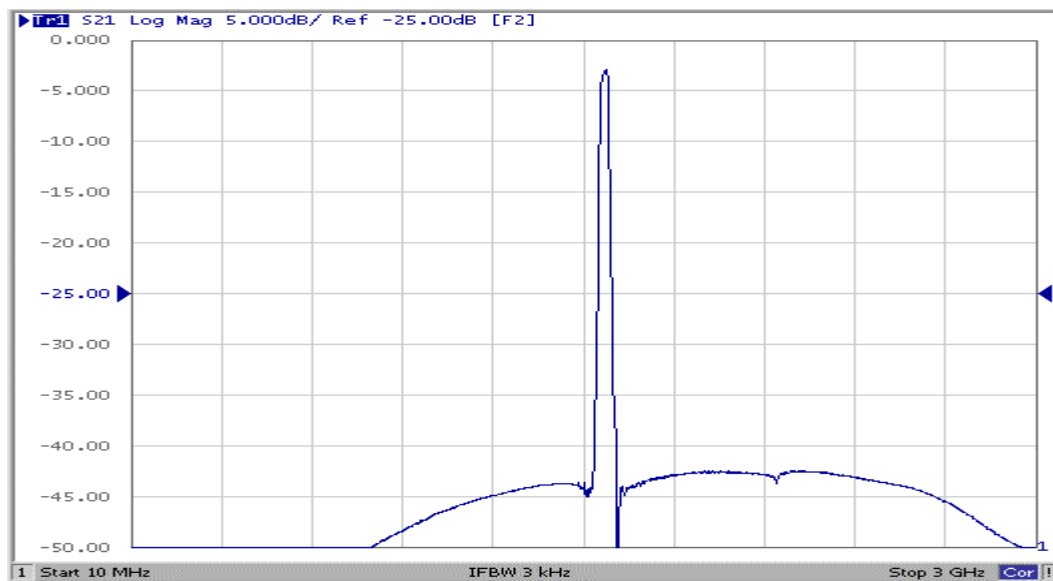
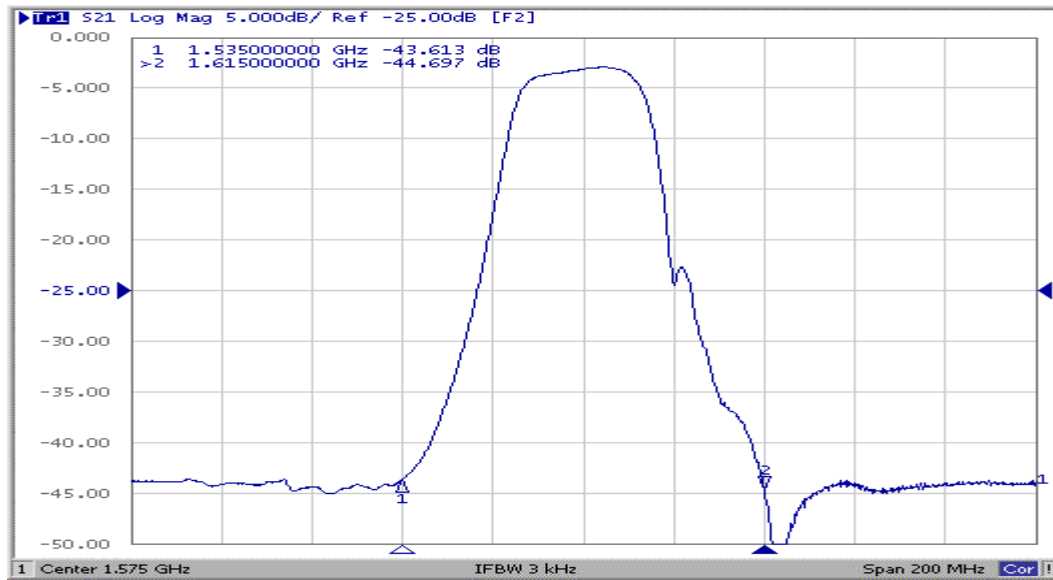
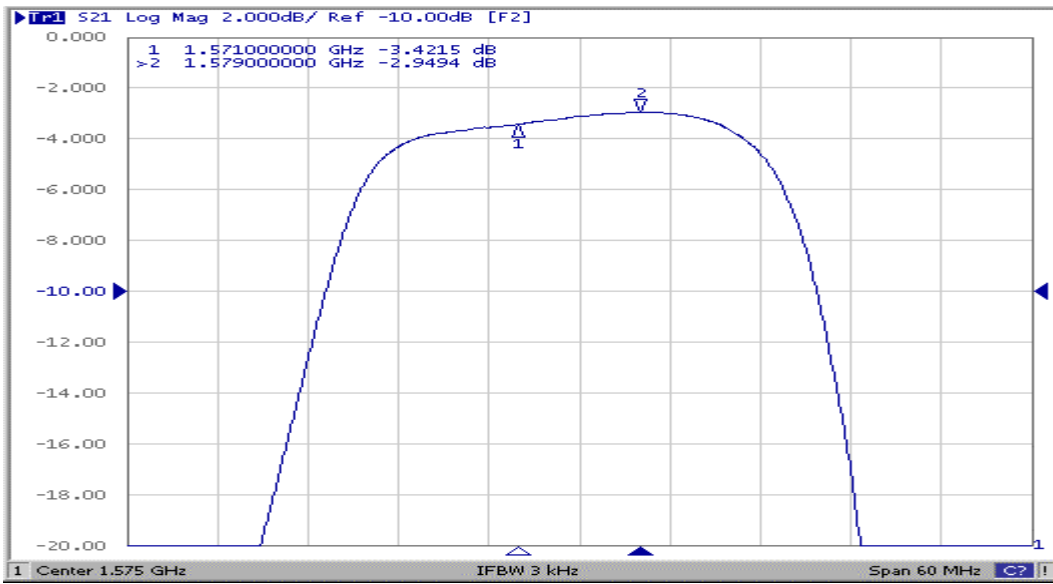
**D. MEASUREMENT CIRCUIT:**



**E. PCB Footprint:**

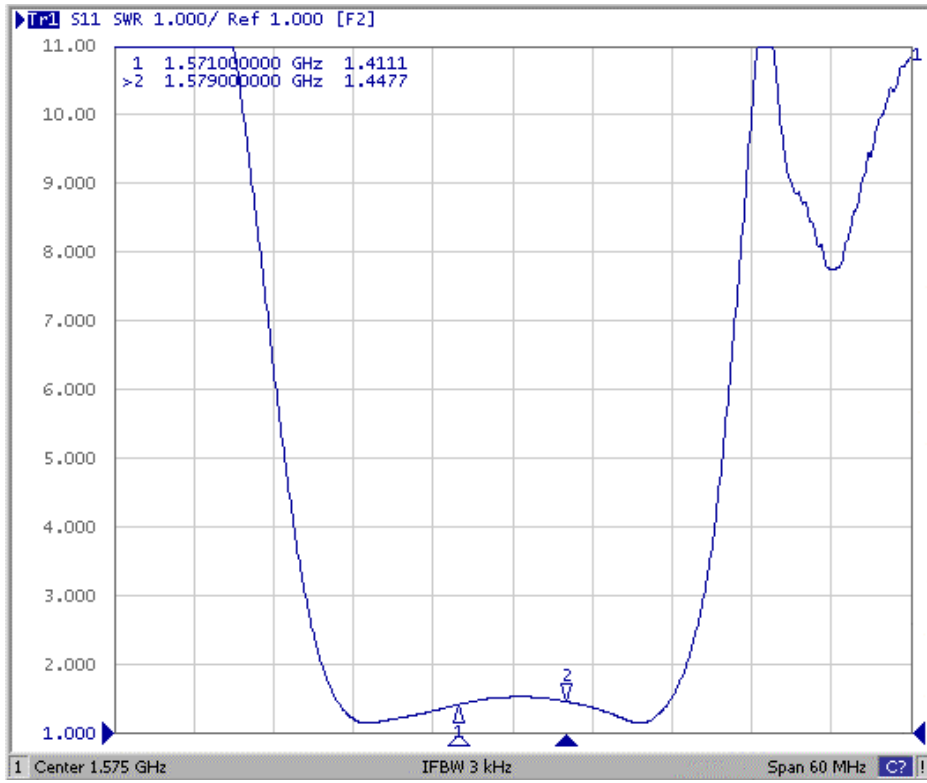


## F. Frequency Characteristics :

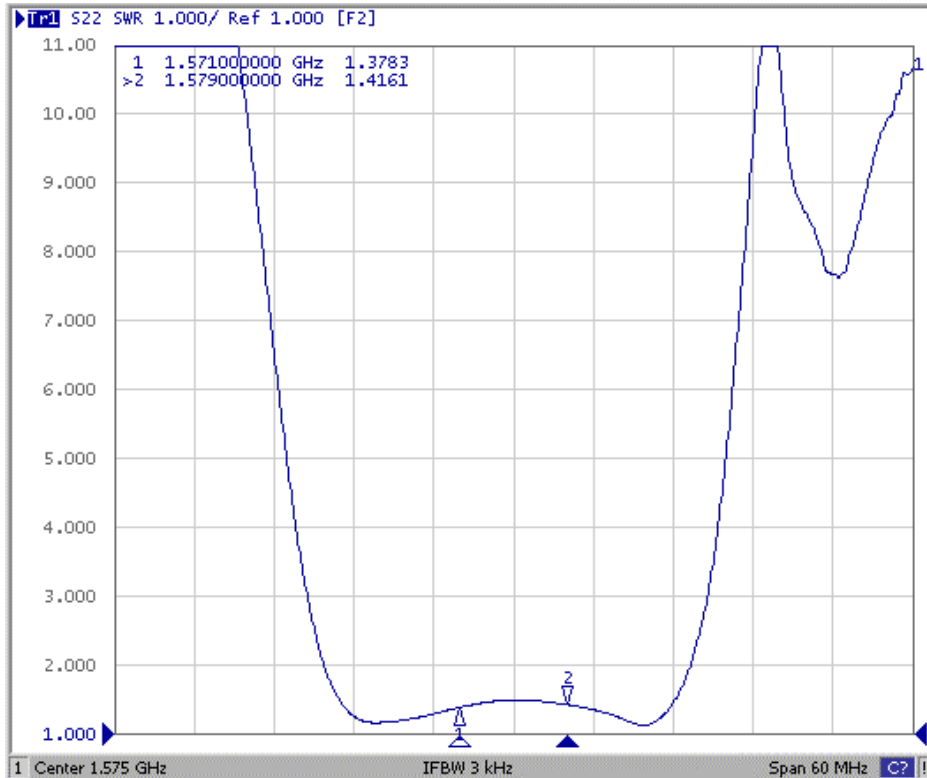


Reflection Functions :

S11



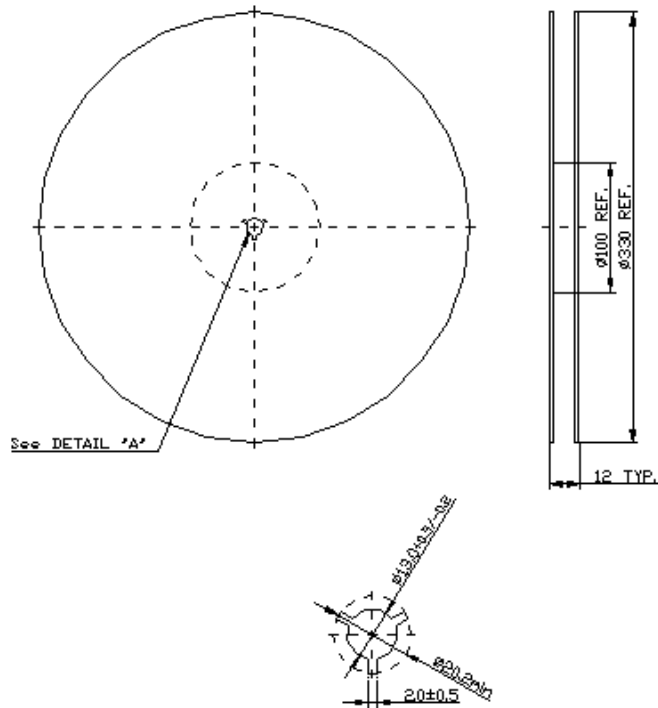
S22



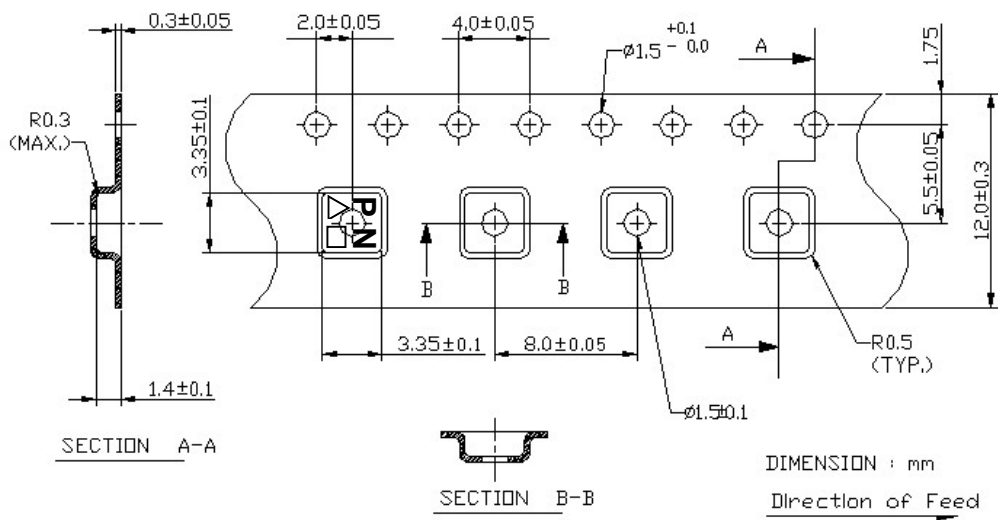
**G. PACKING:**

**1. REEL DIMENSION**

(Reel Count : 7''=1000 ; 13''=3000 )



**2. TAPE DIMENSION**



**H. RECOMMENDED REFLOW PROFILE :**

